


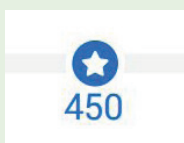
A Guide to Understanding the Diagnostic Action Plan



IXL's Diagnostic Action Plans are personalized to each learner. You can use these plans to understand what students already know and reveal the exact skills they should work on next to grow their knowledge. Here's how to read the action plan:



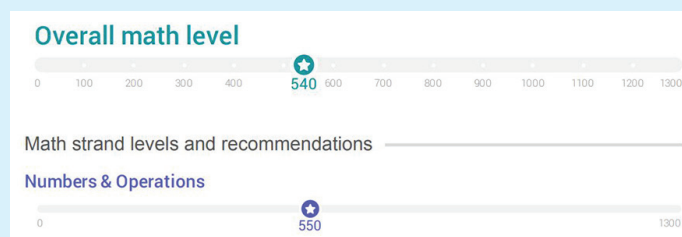
LEVELS



- Diagnostic levels correspond to grade levels, so a level of 450 means a student understands about half of the 4th grade curriculum.
- A star means that a student's level in that strand has been pinpointed to a single number and is up to date.
- A range of numbers means that a student isn't finished diagnosing and should keep answering diagnostic questions.



OVERALL AND STRAND LEVELS



Each student has an overall level that shows their grade-level proficiency in a subject. Each subject is further organized into strands, or subcategories. These strands allow you to see how learners are doing in specific areas of math and language arts.

RECOMMENDATIONS

 3 recommended skills

- Count money - up to \$5 (Second grade) >> 3R8
- Measure length with objects (Second grade) >> G92
- Relate time units (Third grade) >> GKF

Recommendations are skill suggestions tailored to each student based on their diagnostic responses. They are personalized to the right level of difficulty and highlight the perfect skills to help students make progress right away.

TAKE ACTION!

IXL suggests having students reach proficiency (a SmartScore of at least 80) on two recommended skills per week to maximize academic gains.

